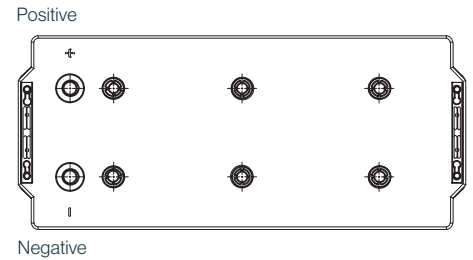
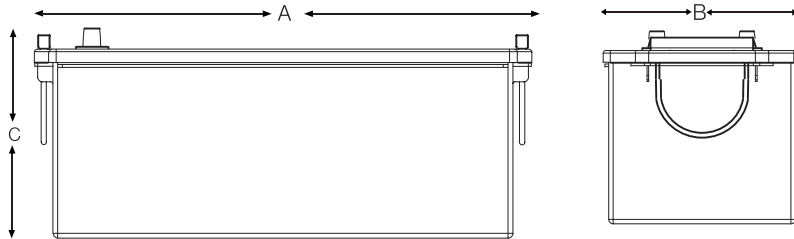


# EQ-Type B

## Carbon Nano Gel Bloc



### Electrical Specifications

<b>Voltage</b>	12V
<b>M.R.C. 25 Amps</b>	325
<b>80% DOD Voltage Cutoff</b>	11.2V
<b>Low Voltage Cutoff</b>	10.8V
<b>Self Discharge</b>	Less than 3% per month (20°C/68°F)
<b>Charge Temperature</b>	Min: -10°C (14°F) / Max: 50°C (122°F)
<b>Discharge Temperature**</b>	Min: -40°C (-40°F) / Max: 50°C (122°F)
<b>Storage</b>	Min: -20°C (-4°F) / Max: 60°C (140°F)

Cell Type Ue (100%) / VPC Ref Temp	C5 1.70 25°C	C10 1.75 25°C	C20 1.75 25°C	C100 1.80 25°C
EQ-TYPE B	132	150	159	170

\*\* CAUTION: Depths of discharge, operating voltages and currents, when designing systems for use at maximum temperatures, will vary.

### Mechanical Specifications

Industry Reference	DIN B / BCI4D (Reverse Polarity)	
<b>Length (A)</b>	20.2 in	513 mm
<b>Width (B)</b>	8.9 in	223 mm
<b>Height (C)</b>	7.7 in	196 mm
<b>Weight</b>	119 lbs	54 kgs
<b>Terminal (Opt'l)*</b>	A-Pole	
<b>Cell(s)</b>	6	
<b>Electrolyte</b>	Gel	
<b>Terminal Torque Nm</b>	n/a	

NOTE: There is a tolerance of +/-2%.

### Terminal Options Available:

- M8
- A-Pole
- Dual
- Stud

### Features

Maintenance free - no topping up required

Ultra energy efficient due to low resistance

Reduced operating temperatures for increased cycle life (up to 1000 cycles) and battery lifetime

Cost savings due to increased efficiency

Up to 2 x faster recharge

Increased design life from 12 to 15 years

Allows for opportunity charging to give you those extra running times when required

Suitable for extreme temperature variants

### Applications: all motive, leisure & solar:

Electric vehicles, including cleaning machines

Wheelchairs

Electric Working Platforms

UPS Systems

Traffic Systems

Telecommunications & Emergency Lighting

Caravans / Motorhomes RV's & Maritime

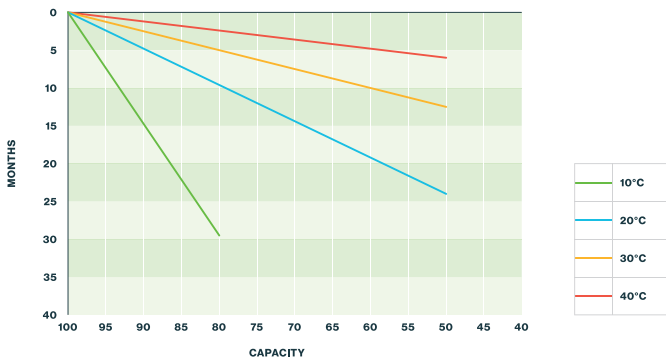
Solar & Renewable Energy & Home Invertor

## Charging profile

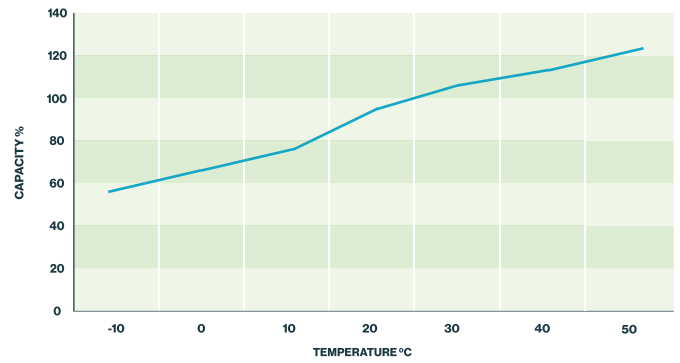
**IU Charging** I = min. 12% C<sub>5</sub> max. 30% C<sub>5</sub>  
U = 2.4 V per cell

**IUI Charging** I<sub>1</sub> = min. 12% C<sub>5</sub> max. 40% C<sub>5</sub>  
U = 2.35 V per cell  
I<sub>2</sub> = 1.5% C<sub>5</sub> for max. 4 hours

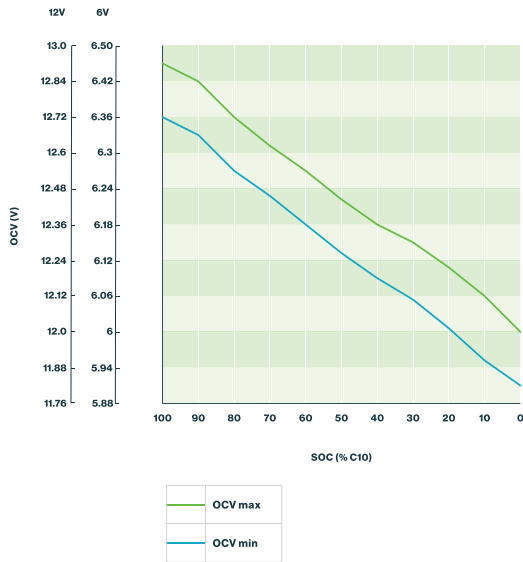
### Self discharge at different temperatures



### Capacity vs. temperature



### Storage: Determine the state of charge



### Relation between charging, voltage and temperature

